

In press, *Journal of Personality and Social Psychology*

Running Head: SITUATIONAL SIMILARITY

Situational Similarity and Personality Predict Behavioral Consistency

Ryne A. Sherman, Christopher S. Nave, and David C. Funder

University of California, Riverside

Keywords: *Behavioral Consistency, Personality, Situations, Situation Assessment, Situation Selection, Situational Similarity*

Abstract

A new method for assessing situations is employed to examine the association between situational similarity, personality, and behavioral consistency across ecologically representative contexts. On four occasions across four weeks 202 undergraduate participants (105 F, 97 M) wrote descriptions of a situation they had experienced the previous day. In addition, they rated its psychological features using the recently developed Riverside Situational Q-Sort (RSQ 2.0: Wagerman & Funder, 2009) and their behavior using the Riverside Behavioral Q-Sort (RBQ 3.0: Funder, Furr, & Colvin, 2000; Furr, Wagerman, & Funder, 2010). Independent judges also rated the situations using the RSQ, based on the participants' written descriptions. Results indicated 1) participant's ratings of their behavior were impressively consistent across the four situations; 2) the four situations experienced by a single participant tended to be described more similarly to each other than to situations experienced by different participants; 3) situational similarity, especially from the individual's own point of view, strongly predicted behavioral consistency; and 4) personality characteristics predicted behavioral consistency even after controlling for situational similarity. Relatively consistent persons described themselves as ethically consistent, conservative, calm and relaxed, and low on neuroticism. These results imply that behavioral consistency in daily life stems from multiple sources including situation selection and the distinctive influence of personality, and further suggest that tools for situational assessment such as the RSQ can have wide utility.

Situational Similarity and Personality Predict Behavioral Consistency

Situations powerfully influence behavior. This claim is a central tenet of social psychology (Ross & Nisbett, 1991); thousands of published studies demonstrate that even seemingly minor manipulations of situational variables can have major effects (Richard, Bond, & Stokes-Zoota, 2003). Still, psychology has learned surprisingly little about the behaviorally important properties of situations. Studies of situational variables almost uniformly focus on specific manipulations associated with single behavioral outcomes in order to test particular, theoretically-based hypotheses (Funder, 2009). The traditional emphasis on hypothesis-testing bypasses questions concerning the definition of situations or serious investigation of their important attributes. As a result, after decades of experimental research, psychology still lacks a broad and widely accepted taxonomy of psychologically relevant situational characteristics, or a useful tool to assess them.

We are not the first to point this out. As Frederiksen (1972) put it, “the guiding principle in devising these experiments has naturally enough, usually been the hypothesis or theory being tested. Such work has not led to the construction of a taxonomy of situations” (p. 115). Thirty-six years later, Reis (2008) noted, “the field has yet to develop a clear, consensual definition or taxonomy of what situations are, how they might systematically be compared, and which ones are most influential in what ways” (p. 312).

This is not to say that researchers have completely neglected these issues. A fairly comprehensive—although perhaps already slightly dated—review of efforts to develop situational taxonomies was provided by Ten Berge and De Raad (1999), so we do not provide a

full summary here. Instead we highlight important features of some of these earlier efforts as well as describe other taxonomies developed since their review.

First and foremost, a large number of previous attempts to create taxonomies of situations have fallen short in one important regard; they left researchers without a usable tool for quantifying the psychological properties of a broad range of situations or, as Reis (2008) noted, systematically comparing one situation to another. For example, some studies have exclusively focused on particular types such as “anxiety-provoking situations” (Endler, Hunt, & Rosentstein, 1962; Krahe 1986) or “academic study situations” (Magnusson, 1971). A taxonomy developed by such research is unlikely to widely generalize—a measure developed to assess the properties of “anxiety-provoking” situations, for example, may not be especially useful among situations that do not fall into this category.

In a more comprehensive effort, Van Heck (1984) used a lexical approach to identify words that could meaningfully fall into the sentence, “being confronted with a _____ situation.” A further series of ratings and factor analyses yielded 10 categories: interpersonal conflict, joint working, intimacy and interpersonal relations, recreation, traveling, rituals, sport, excesses, serving, and trading. In a similar vein, Edwards & Templeton (2005) used a dictionary and a separate database to find 1039 words that could complete “that situation was _____” or “that was a _____ situation.” These words were reduced through ratings and factor analysis to four factors called positivity, negativity, productivity, and “ease of negotiation.” A particularly interesting study by Yang, Read and Miller (2006) applied the lexical approach to Chinese idioms that describe situational contexts (e.g. “too late for regrets” and “catching up from behind”) and reduced them through ratings and factor analysis to 20 hierarchically structured clusters all having to do with means of attaining goals. Although suggestions have been offered that efforts

like these have the potential to yield methods for measuring properties of situations (Forgas & Van Heck, 1992), to our knowledge no such assessment device has actually been employed in published empirical research.

A different approach to classifying situations (Kelley, Holmes, Kerr, Reis, Rusbult, van Lange, 2003) used six dimensions derived from interdependence theory (Kelley & Thibaut, 1978; Thibaut & Kelley, 1959) singly and in combination to “define 20 of the most common situations encountered in ordinary social life” (Reis, 2008, p. 317). Using this approach, researchers can examine a given situation in relation to each of the six dichotomous dimensions and determine which are relevant, and then classify it into one of the 20 types. This work derives from a theoretical perspective that assumes all situations, or at least the most psychologically important ones (Reis, 2009), are essentially interpersonal. The taxonomy of interpersonal situations included in the resulting “atlas” (Kelley et al., 2003) is wide-ranging and impressive, but like most other efforts in this domain falls short, at present, of offering a usable assessment device. Moreover, while many behaviors in many contexts relate to interpersonal goals, some do not. An approach that is entirely interpersonal leaves no place for situations associated with solitary behaviors such as working hard on a term paper, meditating, driving to work, or exercising.

Behavioral Signatures

Several recent research programs have turned to behavioral signature approaches, part of the Cognitive-Affective Processing System (CAPS: Shoda & Mischel, 1995), for understanding how persons and situations jointly predict behavior (e.g. Fournier, Moskowitz, & Zuroff, 2008; Shoda, Mischel, & Wright, 1994; Vansteelandt & Van Mechelen, 2004). Behavioral signatures are defined as relatively stable and discriminative *if...then...* patterns of behavior produced by

the interaction between characteristics of the person and his or her situation (Shoda et al., 1994). Research using this approach has demonstrated reasonable stability of *if...then...* profiles using pre-specified behavioral variables across particular situations of interest (e.g. Shoda et al., 1994; Smith, Shoda, Cumming, & Smoll, 2009).

However, and as others have pointed out (e.g. Fournier, et al., 2008, 2009), the CAPS model does little to specify what it is that makes one situation different from or similar to another. That is, it does not include a description of the “active ingredients” of situations (Mischel & Shoda, 1995). One solution was proposed by Fournier and colleagues (2008, 2009). They created a measure of interpersonal situations using an 11x11 “interpersonal grid” based on the interpersonal circumplex model (Leary, 1957) such that the vertical dimension characterizes dominance vs. submissiveness and the horizontal dimension characterizes quarrelsomeness vs. agreeableness. Fournier and colleagues asked participants to rate each social interaction they experienced over the course of several weeks by marking the behavior of their primary interaction partner on the interpersonal grid. While this method usefully quantifies interpersonal aspects of situations and has produced a number of interesting findings, it is limited in a similar way as the atlas by Kelley et al. (2003), in that it assesses only interpersonal situations and a limited number of psychological variables. It is not clear how this method might be used to assess situations where one is alone. Moreover, a number of other potentially important psychological properties of situations are not captured, such as, is the context potentially anxiety inducing? Does the context include aesthetic stimuli? Are minor details of a task important? To capture properties like these a more comprehensive measure is required.

In another approach stemming from the CAPS model, Van Mechelen and colleagues (Van Mechelen, 2009; Vansteelandt & Van Mechelen, 2004) employed multidimensional scaling

to identify “types” of persons, or person-behavior profiles, based on behavioral responses to hypothetical situations. In an illustrative application, Vansteelandt and Van Mechelen (2004) demonstrated three meaningful person profiles for 10 “anger” responses (e.g., slams door, says nasty things, loses temper) in three hypothetical frustration inducing situations (e.g., a fellow student lost your 15 page exam paper and no other copy exists). While this method appears promising, it is not yet clear how adding more situations will impact the number of profiles retained. For example, would adding a fourth situation yield a fourth (or fifth?) person-behavior profile? In addition, this method is limited in that it only focuses on one potential dimension at a time. The three hypothetical situations used by Vansteelandt and Van Mechelen (2004) were selected based on pretests of the degree to which each provoked frustration. Other psychologically relevant characteristics remained unmeasured. However, in real world situations it seems rarely the case that a single property solely determines an individual’s behavior. For instance, the behavior of an individual in a situation that “entails frustration or adversity” might largely depend on whether or not “members of the opposite sex are present” or “a job needs to be done.”¹

Thus, despite some recent signs of progress, personality and social psychology still lacks a general method for assessing the psychologically important characteristics of situations. This state of affairs points to an odd imbalance. For nearly 100 years (cf. Woodworth, 1917) personality psychologists have recognized the importance of being able to quantify differences between individuals, and a large research literature offers literally thousands of tools for personality assessment. These assessment tools, in turn, can be used to predict a wide range of important behavioral outcomes (Ozer & Benet-Martínez, 2006; Roberts, Kuncel, Shiner, Caspi, & Goldberg, 2007). The assessment of situations lags far behind. The challenge for research on

situations, therefore, goes beyond identifying dimensions or types, to developing a useful tool for situational assessment.

The Riverside Situational Q-Sort

The present article introduces a new instrument for assessing psychological properties of situations, the Riverside Situational Q-Sort (RSQ). A description of its development was provided by Wagerman and Funder (2009), so we highlight only the important differences from previous measures here. Unlike some previous attempts, the principal aim of the RSQ was not to identify *the* essential set of characteristics of situations. We also did not restrict our conception of a situation to a particular theoretical perspective (e.g., Fournier et al., 2008; Reis, 2008). The guiding principles in the development of the RSQ were 1) the instrument should be applicable to as wide a range of situations as possible, 2) the instrument should be able to quantify the degree of similarity or dissimilarity between any two situations across a wide range of psychological properties, and 3) the instrument should be related to important outcomes relevant to personality (e.g. behaviors, emotions).

The item content for the RSQ was originally inspired by the long-used and wide-ranging California Adult Q-sort (CAQ) for the description of personality developed more than 50 years ago by Jack Block and his colleagues (Block, 1978). For each of the personality descriptors in the CAQ, a description was written of an aspect of situational context that might tend to evoke the relevant behavioral tendency. For example, the CAQ item referring to characteristic talkativeness yielded the RSQ item “Talking is permitted, invited, or conventionally expected.” CAQ items pertaining to tendencies to experience or not deal well with anxiety yielded the RSQ item “Context is potentially anxiety-inducing.” Because of its comprehensive coverage and demonstrated utility for personality assessment, the CAQ provides a useful springboard for the

development of situational descriptors. As will be considered in the discussion, other foundations for item content are possible and deserve exploration in future research.

The full set for RSQ Version 2.0 includes 81 items. The Q-sort format requires raters to place each into a forced, quasi-normal distribution (Block, 1978). The format has some distinct advantages over conventional Likert-style response scales, in that it forces raters to choose a only a small subset of the items as highly characteristic or uncharacteristic of the target of assessment, with many more being placed in the middle as relatively irrelevant (e.g., Block, 1978; Funder & Colvin, 1991). This method prevents the manifestation of some rater response sets (e.g., acquiescence, extremity), and forces a rater to carefully consider each item, since each one is, in effect, compared with every other. For the version of the RSQ used in the present study (Version 2.0), the 81 items were sorted into nine categories (1 = *extremely uncharacteristic*, 9 = *extremely characteristic*) with the assigned distribution, respectively, 3, 6, 10, 14, 15, 14, 10, 6, and 3.

The current paper aims to put the specific content and method of the RSQ to a pragmatic test, by using it in research that addresses the following psychologically substantive questions: 1) To what degree do people report behaving consistently across situations? 2) To what degree do people find themselves in similar situations? 3) To what degree does personality and similarity between situations predict behavioral consistency?

Behavioral Consistency

The answer to whether or not people behave consistently across situation depends in part on the definition of consistency, and several possibilities have been offered (Fleeson & Nofle, 2008; Furr, 2009; Lord, 1982; Ozer, 1986).² For instance, *absolute consistency* means always displaying the same behavior across time and situations. This type of consistency is not a fruitful

target for research because there is scant evidence that absolute consistency exists (Fleeson, 2001) outside of cases of severe psychopathology (e.g., catatonic schizophrenia), or coma.

A more reasonable expectation is *rank-order consistency*, which personality psychologists often focus on because it reflects the stability of individual differences, and more generally points to the coherence of personality. Rank-order consistency requires that an individual's enactment of behaviors remains at the same level relative to others although absolute levels may change. For instance, Funder and Colvin (1991) demonstrated that behavior can manifest high rank-order consistency from one laboratory context to another— people who exhibited relatively expressive nonverbal behavior in a getting-acquainted conversation were also relatively expressive in a debate context ($r = .53$)—and that this kind of consistency is *not* incompatible with mean level behavior change across the contexts. Despite their high rank order consistency, participants were, on average, significantly more nonverbally expressive in the debate than in the getting-acquainted conversation. Oishi (2004) obtained similar findings in a cross-cultural study, showing that rank-order consistencies of positive mood among both American and Japanese participants were fairly high across a variety of contexts even though strong and predictable patterns of mean differences were found across contexts and cultural groups.

However, the degree to which *individuals* behave consistently across situations does not concern rank-order consistency because this type of consistency does not involve comparisons between people. Instead, the subject matter is a third kind of consistency, within-person behavioral consistency, also referred to as person-centered or *ipsative consistency*. Ipsative consistency is defined as “the enactment of behavior maintaining the same relative position compared to other enactments of behavior” (Fleeson & Nofle, 2008, p. 1362). Ipsative

consistency has rarely been measured by personality psychologists despite its fundamental importance (Fournier, et al., 2008), most likely because it requires the simultaneous measurement of at least several and preferably many behaviors in each situation of interest (for an exception, see Fleeson, 2001, who demonstrated high ipsative consistency of reports of behaviors relevant to the Big Five personality traits over time and context). Ipsative consistency is independent from rank-order consistency, in principle, because its measurement is based on comparisons of behavior across situations, within individuals, rather than comparisons between individuals, within situations.³ In other words, the assessment of one individual's level of ipsative consistency does not depend upon what anybody else does (Lamiell, 1981).

The concept of ipsative consistency highlights the importance of the situation. To some degree, every individual changes what he or she does while moving from one situation to the next, and it is straightforward to expect that ipsative consistency will be lower to the degree that the two situations are psychologically different. Although the relationship between situational similarity and behavioral consistency may seem intuitive, empirical demonstrations have included just a few laboratory experiments (e.g., Borkeu et al., 2004; Furr & Funder, 2004) and are even more rare in ecologically representative (i.e., real world) situations (e.g., Fournier, et al., 2008; Krahe, 1986). A central purpose of the present study is to examine the relationship between situational similarity and ipsative behavioral consistency—hereafter referred to simply as behavioral consistency—in real world contexts.

It is important to extend research on cross-situational consistency into participants' contexts of daily life because experimental methods are particularly limited in their ability to address this topic. Most social psychology experiments are—by design—characterized by situational pressures that limit an individual's ability to display a wide range of behaviors.

Indeed, experimental manipulations are typically intended (and pretested) to determine participants' behavior, not to allow it free rein. Also typical of experimental studies is that only a very few behavioral dependent variables are observed and recorded—in fact, more often than not, just one. One distinctive—and necessary—aspect of the present research is that it includes measurements of a wide range of behaviors. Finally, few experimental studies observe participants in more than one situation—the *sine qua non* for the assessment of consistency. The present study includes four.

Situational Similarity

“A *minimalist* implication of the idea that behavior is to any degree a function of the situation, is that behavior should be more consistent across two situations to the degree that they are similar” (Furr & Funder, 2004, p. 422, emphasis in original). While this idea might seem intuitively obvious, as was mentioned above, it has been suggested elsewhere that “links between situational similarity and consistency individual differences across situations” have been “often expected but rarely attained” (Shoda, Mischel, & Wright, 1993, p. 1023). For example, Lord (1982) found that consensual ratings of situational similarity were not able to predict cross-situational consistency in conscientious behavior.

Findings like these motivated the study by Shoda et al. (1993), which found that behavioral consistency could be predicted, in part, from the degree to which the different situations demanded similar kinds of competencies. They were also the impetus for two studies reported by Furr and Funder (2004).⁴ In Study 1, participants experienced two situations that were objectively identical – in both, they sat on a couch with an opposite sex stranger for five minutes. Furr and Funder demonstrated that the degree to which participants subjectively viewed these situations as similar or different predicted their degree of behavioral consistency across

them (perceptions of greater dissimilarity were associated with less cross-situational consistency). In Study 2, Furr and Funder assessed the objective similarity of situations in terms of two specific aspects, the identity of the interaction partner and the nature of the experimental task. They found that behavior was more consistent across objectively similar situations (for details see Furr & Funder, 2004). The effect of both subjective and objective situational similarity on behavioral consistency was so powerful that Furr and Funder stated it “nearly qualifies as a law of human behavior” (p. 443). However, these findings represent only a first step. Study 2 defined objective situational similarity in terms of only two elements, and both studies examined behavior within experimentally contrived situations, which means the generality of the findings to ecologically representative contexts—such as the participants’ ordinary, daily activities—remains to be established.

More generally, a drawback to assigning participants to experimental situations—standard practice in much research including that of Furr and Funder—is that it bypasses situation selection effects (Ickes, Snyder, & Garcia, 1997). For instance, consider a dynamic interactional model that views persons, situations, and behavior as reciprocal causes of one another (Bandura, 1978; Eaton & Funder, 2005). In this view, people in their everyday lives ought to behave even more consistently than in contrived experiments because they will tend repeatedly to find themselves in the same or similar situations. To investigate this and related possibilities, the present study asked each participant to describe four situations he or she had recently experienced in daily life. In addition, the current study indexed situational similarity not only from participants’ own ratings, but also from independent raters who provided a more detached viewpoint.

Personality

Personality research often uses trait ratings to predict particular behaviors or outcomes of interest. In addition, the rank-order consistency of behavior across multiple time points and contexts may be assessed and, if found, viewed as evidence for the cross-contextual influence of personality. However, it is possible that some people are more consistent than others. For example, consider one person who arrives at work each morning in a cheerful and sociable mood and engages her co-workers in conversation, compared to another person who sometimes arrives in an equally positive frame of mind but who occasionally, and from her coworkers' point of view unpredictably, begins the day with expressions of hostility and unfriendliness. The first person's behavior is more consistent than the second and co-workers may say, about the second person, "I wonder which Mary will show up this morning?"

Observations like these raise two questions. First, are there important individual differences in the degree to which people respond consistently to situations over time and across contexts (Bem & Allen, 1974)? If the answer is yes, then a second question becomes, what underlying personality traits are associated with individual differences in consistency?

Studies measuring consistency of particular behaviors across situations have not been able to clearly distinguish and replicate personality characteristics of consistent and inconsistent individuals (Bem & Allen, 1974; Chaplin, 1991). When examining a more broad range of behaviors, however, previous theoretical reviews and empirical evidence suggest that in Western societies, consistent individuals tend to display positive characteristics related to good mental health (Allport, 1955; Block, 1961; Donahue, Robins, Robert, & John, 1993).⁵ To our knowledge, the only examination of such possible relationships between ipsative behavioral consistency and personality is found in unpublished data included in a dissertation by Furr (2000).⁶ In the two laboratory experiments reported subsequently by Furr and Funder (2004),

consistency in directly observed behavior from one situation to another was related to social competence, ego resiliency and psychological adjustment. However, these associations were identified in experimental interaction contexts that were not of the participants' choosing. The present study examines the question of *who is more consistent* in participants' contexts of daily life.

Hypotheses

In order to clarify the relations among situations, persons, and behaviors, the present study tests four hypotheses:

People will report consistent patterns of behavior across four situations sampled from their daily lives. Behavioral consistency was the center of controversy during the person-situation debate (Kenrick & Funder, 1988), and a wide literature developed on this topic. Some of the most convincing evidence came from the work of a) Epstein (1979) who showed that aggregated (averaged) behaviors across multiple contexts are highly predictable by personality traits, b) Funder and Colvin (1991) who demonstrated that behavioral consistency can be fairly high across three laboratory settings despite mean level changes in behavior across the settings, c) Fleeson (2001) who demonstrated that mean reports of behaviors relevant to the Big Five personality traits are stable over time and context, and d) Borkenau and colleagues (2004) who demonstrated consistent behavior across a range of experimental tasks.

The four situations sampled from each participant will be relatively similar. One explanation for behavioral consistency in everyday life is that people can to some extent choose the situations they experience, by seeking out some and avoiding others (Ickes et al., 1997). For example, it has been proposed that people tend to seek out situations that maintain their self-conceptions (Swann, 1987). People also affect or even create the situations they experience. A

highly disagreeable person, for example, might repeatedly find himself or herself in situations fraught with hostility. Therefore, the second hypothesis is that the four situations experienced by a single participant will tend to be described more similarly to each other than to situations experienced by different participants. Similarity will be examined using both subjective accounts of the psychological properties of situations as well as more objective accounts provided by independent raters.

Situational similarity will strongly predict behavioral consistency. If situations are indeed important determinants of behavior, there should be an association between situational similarity and behavioral consistency: self-reported behavior should be more consistent across situations to the degree that the situations are similar. Support for this hypothesis would replicate the situational similarity effect found in the laboratory by Furr and Funder (2004) in a more ecologically representative setting. In addition, the current study will investigate the degree to which assessments of similarity based on subjective and relatively objective descriptions of situations provide independent routes toward predicting behavioral consistency.

Personality will be associated with behavioral consistency over and above the effect of situational similarity. One person's behavior may tend to be more consistent across situations than another's (Bem & Allen, 1974), even when both are faced with equally similar (or dissimilar) situations. If this hypothesis is supported, a second question will arise: What personality characteristics are associated with behavioral consistency? Utilizing an ipsative approach to behavioral consistency, the current study will attempt to replicate findings by Furr (2000) that consistent people tend to be socially competent and psychologically well-adjusted. The multi-ethnic nature of our participant pool will allow a further investigation as to whether

this relationship is attenuated among participants of Asian ethnicity, as some past research might suggest (e.g. Church, 2009; Suh, 2002).

Methods

Participants

Two-hundred twenty undergraduate participants from the University of California, Riverside were solicited via fliers on campus and through an online university psychology participant pool. Data collection began in fall, 2007 and concluded in spring, 2009. Because this study focuses on behavioral consistency over multiple time points, only participants who completed all sessions were retained for analyses. As a result, 14 participants were dropped because they attended only session 1 (N=12) or sessions 1 and 2 (N=2). In addition, 3 participants completed the study twice; data from their second participation was dropped. Finally, 1 participant was dropped for suspicion of random reporting. This left a final sample of 202 (105 Female, 97 Male) participants, on whom the following analyses are based. Because of missing data on some measures, the Ns for particular analyses vary slightly. The ethnic breakdown of the final sample was: 37% Asian, 27% Hispanic/Latino, 13% Caucasian, 13% Other, 8.5% African American, and 1.5% No Response. The participants were compensated \$12.50 per hour, with a maximum payment of \$75.00 if they completed all sessions.

Procedure

Participants came to the laboratory for a total of five visits over the course of five weeks. The visits were at least 48 hours apart. On the first visit, participants received information about the study and completed demographic questionnaires and several personality measures (see Measures section below). On the subsequent four visits participants were asked to describe a

situation they had been in the day before at one of four pre-specified times (10am, 2pm, 5pm, or 9pm) by writing down what they were doing on a 3x5 index card.⁷ Participants were instructed to specify only one situation. For example, if the participant said that at 2 pm she was playing softball and then going to dinner with friends, we asked the participant to revise to specify only one of these. In addition, participants were instructed that if they were sleeping at the indicated time they should write down what they were doing right before they went to sleep or right after they woke up. Participants were next asked to describe the psychological characteristics of that situation with the Riverside Situational Q-Sort Version 2.0 (RSQ: Wagerman & Funder, 2009) using a computer based Q-sorter program developed in our lab.⁸ Participants were then asked to describe how they acted in that situation with the Riverside Behavioral Q-Sort Version 3.0 (RBQ: Funder, et al., 2000; Furr, Wagerman & Funder, 2010), also using the computer based Q-sorter program.

Measures

Big Five Inventory. The Big Five Inventory (BFI: John & Srivastava, 1999) consists of 44 items that assess the global personality traits of agreeableness, conscientiousness, extraversion, neuroticism, and openness. Each item is rated on a five-point Likert scale (1 = *disagree strongly*, 5 = *agree strongly*) using a computerized testing format. The alpha reliabilities of the five composites from the 202 person sample were as follows: agreeableness = .78, extraversion = .85, conscientiousness = .82, neuroticism = .80, and openness = .73.

California Adult Q-Sort. The California Adult Q-Sort (CAQ: Block, 1978; as modified for use by non-professionals by Bem & Funder, 1978) contains 100 diverse personality characteristics (e.g., “Is genuinely dependable and responsible”; “Has a wide range of interests”). Using the Q-sorting computer program, each participant assessed his or her own personality

using the modified CAQ by placing each of the items into one of nine categories (1 = *extremely uncharacteristic*, 9 = *extremely characteristic*) forming a forced choice, quasi-normal distribution.

Riverside Situational Q-Sort. The Riverside Situational Q-Sort Version 2.0 (RSQ: Wagerman & Funder, 2009), comprises 81 diverse characteristics of situations (e.g., “Talking is permitted, invited, or conventionally expected”; “Context is potentially anxiety-inducing”). During visits 2-5 to the lab, each participant assessed the situation he or she reported being in at a particular time the day before by placing each item into one of nine categories (1 = *extremely uncharacteristic*, 9 = *extremely characteristic*) according to a forced choice, quasi-normal distribution, using the Q-sorting computer program. As was mentioned above, the number of items placed in each category was 3, 6, 10, 14, 15, 14, 10, 6, and 3 for categories 1-9 respectively. Thus, as is typical of the Q-Sort method, participants are forced to decide which few items are the most and least characteristic of the situation while the majority of less relevant, or even irrelevant, items are left to the middle categories.

Riverside Behavioral Q-Sort. The Riverside Behavioral Q-Sort Version 3.0 (RBQ-3.0: Funder, et al., 2000; Furr, et al., 2010), is a 67-item assessment tool designed to describe the range of a person’s behavior. Items include “appears relaxed and comfortable,” “is expressive in face, voice and gestures,” and “tries to control the situation.” During each return visit to the lab, and after completing the RSQ, each participant assessed his or her own behavior in the situation he or she reported being in at a particular time the previous day. This was done, using the Q-sorting computer program, by placing each of the 67 items into one of nine categories (1 = *extremely uncharacteristic*, 9 = *extremely characteristic*) forming a forced choice, quasi-normal distribution. While data derived from direct observations of behavior is generally preferable

(Furr, 2009), the impracticality of gathering multiple observer reports of 67 behaviors from multiple time points in a participant's daily life necessitated the use of self-reports. This issue is addressed further in the discussion.

Independent Situational Ratings. Although in this study it was not possible to view the participants' situations directly, we sought independent ratings that could help provide a window into the ways that others might view situations differently than did the participants themselves. As will be recalled, during visits 2-5 participants began by describing where they were at a specified time the previous day on a 3x5 card. Of course, these descriptions are, in a sense, already filtered through the participants' point of view. However, nearly all are in fact quite straightforward descriptions of objective aspects of situations (e.g., "I was just finishing my midterm for Psych 1," "Making dinner for me and my boyfriend"; see Table 1 for more examples) that still leave room for differences in subjective response.

Four research assistants, from a total pool of 22, independently read and rated each situation using the RSQ. As a means of quality control (and similar to practice with the RBQ: Funder et al., 2000), the four ratings for each situation were examined for profile agreement and retained if the average agreement exceeded $r = .23$, which is an empirical estimate of the profile agreement between two randomly paired situations. For approximately 50 situations, from the 810 total, a rating with low agreement was dropped and an additional rating was completed. The four ratings were then averaged to form a composite, independent rating of the psychological properties of each situation. The average profile agreement amongst raters of the same situation is $r = .49$ ($SD = .08$), yielding an average alpha for the rater composites of $.79$ ($SD = .06$).

Quantifying Behavioral Consistency and Situational Similarity

The previously described methods yielded, for each participant, four descriptions of situations using their own ratings with the RSQ, four self-reports of behavior using the RBQ, and four independent ratings of situations using the RSQ. Thus, six similarity (or consistency) coefficients from each group of descriptions can be computed for each participant (i.e., Situation 1 paired with 2; 1 with 3; 1 with 4; 2 with 3; 2 with 4; 3 with 4). For example, for participant 001 the behavioral consistency between his or her first and second situations is indexed by correlating his or her scores on the 67 behaviors measured in the first situation with his or her scores on the same 67 behaviors measured in the second situation. The six profile correlations—sometimes called person-centered or within person correlations—were calculated for each participant with full data, one for each possible pairing of the four situations. These six correlations were calculated for each participant using his or her own RSQ ratings (as indices of situational similarity), his or her RBQ ratings (as indices of behavioral consistency), and the independent RSQ ratings (as a second set of indices of situational similarity). The average of the six RSQ profile correlations from self-ratings of the RSQ, the six profile correlations from the self-ratings of the RBQ, and the six profile correlations from the independently rated RSQs were computed for each participant yielding an index for average situational similarity based on participant descriptions, an index for average behavioral consistency, and an index for average situational similarity based on independent ratings.⁹

It is important to make clear that the first two of these indexes are *not* simply self-reports of how similar the participants thought the situations or their behaviors were across the four contexts. Instead, the participants provided separate descriptions of *each* of the four situations they experienced and their behavior in them, one situation each day, several days apart over the course of four weeks. Situational and behavioral similarity scores were computed from these

descriptions. The similarity among the independent ratings of the participants' situations was similarly derived.

Results

Situation Content

To give the reader a sense for the content of the situations participants reported, Table 1 presents a list of 10 situations randomly chosen out of the total pool of 810. For each situation, Table 1 also includes the three RSQ items that the participant rated as most and least characteristic.¹⁰

To identify meaningful clusters, or types of situations, we conducted an exploratory inverse principal components analysis, wherein the 810 situations served as “variables” and the 81 items served as “participants,” on the composite independent ratings of the situations. Using a direct oblimin rotation with a step-up approach (Rosenthal & Rosnow, 2008) we examined solutions for 1-8 possible rotated components (first 8 eigenvalues = 379.53, 118.95, 44.71, 29.85, 19.59, 16.82, 16.06, 12.04). We examined the component loadings and the scoring coefficients for each of the rotated solutions for clarity and ultimately settled on a 7 cluster solution accounting for 77% of the variance. We provisionally labeled these clusters I – Social Situations (e.g., “eating lunch with 2 friends on campus”; “hanging out with some friends”), II – School work in class with others (e.g., “sitting in Perception class at the UV with friends/classmates;” “I was in class”), III – School work at home or alone (e.g., “studying in my dormroom by myself;” “I was typing up an English paper that was due”), IV – Recreating (e.g., “I was at my dorm with my friend Sean, playing video games;” “I was playing tennis at UCR rec center with three of my friends”), V – Getting ready for something (e.g., “I went to the bathroom and took a shower and

brushed my teeth;” “I was taking a shower and getting ready”), VI – Work (e.g., “at work for Dining Services in the Commons;” “I was at work”), and VII – Unpleasant Situations (e.g., “I was looking for my cell phone, thinking I had lost it;” “I was at the UCR health center because I had a severe flu”).

As a means for estimating the number of situations in each of these clusters, we considered each situation a member of the cluster in which it had the highest principle component loading. Approximately 36% of situations loaded most highly on the social cluster, 19% on the school work in class cluster, 14% on the school work at home or alone cluster, 13% on the recreating cluster, 11% on the getting ready for something cluster, 4% on the work cluster, and 3% on the unpleasant situations cluster. This exploratory analysis is only meant to illustrate the diversity of the situations participants reported and is not considered further in the present article.

Hypotheses

To test the first hypothesis—that people will report consistent patterns of behavior across four situations sampled from their daily lives—it is necessary to establish a baseline level of behavioral consistency. A certain amount of apparent consistency can be expected simply because some behaviors included in the RBQ are rarely displayed even across all situations and people (e.g., “tries to undermine, sabotage or obstruct”) while others are quite common (e.g., “appears relaxed and comfortable”), which artificially inflates the six coefficients used to create the average consistency index. To estimate this baseline, the RBQ profile correlations were computed across all possible pairs of profiles in the data set (across and within participants) and then averaged. This technique resembles the correction for normativeness in profile similarity described by Furr (2008). The baseline level of behavioral consistency across all possible

behavioral profiles was $r = .23$, ($SD = .24$). The average behavioral consistency within participants was $r = .41$ ($SD = .23$) and a one-sample t -test, with the null hypothesis $\rho = .23$, confirmed that within person behavioral consistency is greater than the baseline, $t(200) = 12.14$, $p < 2.2 \times 10^{-16}$, $r = .65$. Thus, this hypothesis is supported.

A similar analytic approach was used to test the second hypothesis, that the four situations sampled from each participant would be similar. First, a baseline level situational similarity coefficient was computed by correlating all possible pairs of situation profiles (across and within participants), then a one-sample t -test was conducted to compare the average within person situational similarity to the baseline level. The average within-person similarity among participant-provided descriptions of situations ($r = .33$, $SD = .16$) was greater than the baseline ($r = .20$, $SD = .18$), $t(201) = 12.12$, $p < 2.2 \times 10^{-16}$, $r = .65$. In addition, this finding was replicated using the situational similarity index derived from the independent descriptions. Once again, a baseline level situational similarity coefficient was computed by correlating all possible pairs of independent situation profiles (across and within participants) and this was used as the null hypothesis for a one-sample t -test. The average within person situational similarity derived from independent descriptions ($r = .52$, $SD = .19$) was greater than the baseline ($r = .45$, $SD = .22$), $t(202) = 6.73$, $p = 1.695 \times 10^{-10}$, $r = .43$. Thus, the second hypothesis is supported by indexes of situational similarity derived both from the participant's own descriptions and by independent ratings.

To test the third hypothesis—that situational similarity will strongly predict behavioral consistency—two analyses were conducted, one between participants and the other within participants. First, the correlation between the behavioral consistency index and the situational similarity index based on the participants' descriptions was computed. As anticipated, this

correlation was strong and positive, $r = .66$, 95% CI [.58, .74], $t(199) = 12.56$, $p < 2.2 \times 10^{-16}$.

The scatter plot with regression line is displayed in Figure 1. People who experienced more similar situations, on average, also reported more behavioral consistency, on average. This finding was robust across gender (Females $r = .62$, Males $r = .69$) and ethnicity (r s = .84, .72, .51, .64, and .68 for participants indicating African American, Asian, Caucasian, Hispanic, and Other ethnicities respectively). This result was replicated using the situational similarity index derived from independent descriptions as well, $r = .33$, 95% CI [.20, .45], $t(200) = 4.92$, $p = 1.77 \times 10^{-6}$.

This hypothesis was also tested in a within-subjects fashion. Recall that each participant had six behavioral consistency correlations and six situational similarity correlations based on the participant's own descriptions of the situations (one for each pair of the four situations). If the hypothesis were correct, one would expect these two sets of six correlations to covary in a strong and positive fashion within each participant. That is, if participant 001 described situations 1 and 2 in a similar fashion, his or her two behavioral reports ought to be similar as well. However, if the descriptions were highly dissimilar, then his or her behavioral reports would be expected to be dissimilar. Thus, for each participant a within person correlation across the six situational similarity and behavioral consistency pairs was computed, representing the degree to which the third hypothesis was true for each participant.¹¹ As anticipated, the average within person correlation was high, $r = .63$ ($SD = .60$) and is significantly greater than $\rho = 0$, $t(200) = 15.06$, $p < 2.2 \times 10^{-16}$. The histogram of these within person correlations is displayed in Figure 2. As can be seen, over 87% of participants showed a positive relationship between the similarity of their situational descriptions and the consistency of their reports of behavior across the same situations, although a notable minority of participants (just under 13%) showed a

negative relationship, with one participant displaying a surprising $r = -.88$. To summarize, both the between-subjects—from self ratings and independent ratings—and within-subjects analyses provide strong support for the third hypothesis.

We examined the basis of these findings with some follow-up analyses. With two different indexes of situational similarity in hand (based on the participants' and independent descriptions), both of which predict behavioral consistency, one might wonder whether these two indexes are measuring anything differently. That is, what is the agreement between these two measures? Further, given that both of these indexes predict behavioral consistency, one might also wonder whether each uniquely contributes to the prediction.

To answer the first question, we computed the correlation between the self-reported situational similarity index based on participants' descriptions and the situational similarity index based on the independent descriptions. This correlation was strong and positive, $r = .42$, $t(201) = 6.52$, $p = 5.526 \times 10^{-10}$, suggesting there is agreement amongst the participants and the independent raters as to which situations were on average most similar. However, a multiple regression predicting the behavioral consistency index from the two different indexes of situational similarity indicates that the relationship between situational similarity as indexed by the independent descriptions and behavioral consistency is nearly fully mediated by the index of situational similarity based on the participants' descriptions. As shown in Figure 3, although the bivariate relationship between situational similarity derived from independent descriptions and behavioral consistency is $r = .33$, when the index of situational similarity derived from the participants' own descriptions is added to the model as a mediator, the relationship is reduced to near zero ($\beta = .06$). This analysis suggests that the relationship between situational similarity and behavioral consistency is almost entirely accounted for by the degree to which the participants

themselves see the situations as similar. Some possible explanations are considered in the discussion.

To test the hypothesis that personality will be associated with behavioral consistency over and above the effect of situational similarity, self-reported CAQ personality characteristics were correlated with the behavioral consistency index (described above) after controlling for both indexes of situational similarity (based on the participants' and the independent situational descriptions). These results are displayed in Table 2. As can be seen, for the full sample, 11 of the 100 CAQ personality items were statistically significantly correlated with behavioral consistency (at $p < .05$). This number is more than double the number of significant correlates nominally expected by chance, which would be 5. But this expectation is at best imprecise, and is based on an assumption of multivariate independence that is probably incorrect. Recently, Sherman and Funder (2009) developed a randomization test for estimating the probability of obtaining a given number of significant correlates by chance. In the present context, the probability of obtaining 11 statistically significant correlates is $p = .035$. According to a further randomization procedure recommended by Sherman and Funder (2009), the average absolute r between the 100 personality traits of the CAQ and behavioral consistency after controlling for both indexes of situational similarity, shown in the bottom row of Table 2, was also statistically significant, $p = .0147$.

Interestingly enough, though perhaps unsurprisingly in retrospect, people who behaved most consistently view themselves as, “favoring conservative values,” “behaving in an ethically consistent manner,” “genuinely dependable,” and “behaving in a gender consistent manner.” Further, people who behaved most consistently across the four situations on average indicated that they do *not* have “a brittle ego-defense system,” “feel a lack of personal meaning in life,” or

have “fluctuating moods” (item content is abbreviated). Although Table 2 suggests some gender differences in the personality correlates of behavioral consistency (e.g. being interested in members of the opposite sex is a stronger correlate of behavioral consistency among men than among women), the vector correlation between the two patterns of correlations is moderately positive ($r = .30$).

Further analyses examined the possibility of sub-cultural differences in the correlates of behavioral consistency over and above the effect of situational similarity. Based on self-reported ethnicity, we divided our total sample into two groups of Asians ($N = 75$) and non-Asians ($N = 127$). The vector correlation between the two sets of Q-correlates was a modest but positive $r = .20$, suggesting that the basic pattern does not vary dramatically across the two groups. Perhaps more surprisingly, many of the Q-items related to psychological adjustment were just as highly or even slightly more highly correlated with behavioral consistency in the Asian as in the non-Asian subsamples. For example, among our self-identified Asian participants behavioral consistency was correlated with “cheerful” ($r = .25$), “social poise and presence” ($r = .24$), and “satisfied with self” ($r = .30$). In the Asian group behavioral consistency was negatively correlated with, among other items, “brittle ego-defense system” ($r = -.35$), “self-defeating” ($r = -.33$), and “concerned with own adequacy as a person” ($r = -.29$) (all degrees of freedom = 73 and $p < .05$; item content is abbreviated). Thus, it would appear that in this sample of American college students, Asian ethnicity did not attenuate the relationship between behavioral consistency and psychological adjustment.

In addition to the CAQ correlates of behavioral consistency, we also examined the Big Five personality correlates in the same fashion (see Table 3). The results indicate people who reported being higher in neuroticism also reported less consistent behavior across the four

situations, when controlling for situational similarity ($r = -.20$, $t(200) = -2.91$, $p = .004$). This finding, too, was found within the sub-sample of ethnically Asian participants ($r = -.31$, $t(73) = -2.80$, $p = .007$).

Discussion

Key Substantive Findings

A central aim of this paper was to test the usefulness of the RSQ as a tool for measuring the psychological properties of situations. To this end, we examined four hypotheses. In support of the first hypothesis, people reported considerable ipsative behavioral consistency across four situations quasi-randomly selected from their daily lives. In support of the second hypothesis, indexes of situational similarity based on the participants' descriptions of situations, as well as descriptions rendered by independent raters, both indicate that people have a tendency to find themselves in situations that are more similar to each other than they are to situations experienced by others. In support of the third hypothesis, a strong and positive relationship was found between behavioral consistency and both indexes of situational similarity. In addition, the relationship between situational similarity as derived from descriptions by independent raters and behavioral consistency was nearly fully mediated by situational similarity as derived from the participants' own descriptions. Finally, in relation to the fourth hypothesis, although the relationship between situational similarity and behavioral consistency was strong and positive, personality still had a marked relationship with behavioral consistency even when situational similarity was statistically controlled. People who report that they are "ethically consistent," "favor conservative values," and are less neurotic were more behaviorally consistent. The

relationship between behavioral consistency and psychological adjustment was found just as strongly, if not more so, among the ethnic Asian participants in our sample.

The findings that people demonstrate high within person levels of situational similarity and behavioral consistency, and that these two are highly related to one another, suggest that one explanation for behavioral consistency is that people often find themselves in similar contexts (Ickes, et al., 1997). However, situational similarity alone was not able to fully account for the variability in behavioral consistency. When situational similarity was statistically controlled, personality traits offered appreciable gains. This finding implies that some people are even *more consistent* than one might expect given the similarity of the situations they experience and that these people tend to be emotionally stable, dependable, and conservative.

The finding that the relationship between situational similarity as derived from descriptions by third parties and behavioral consistency was almost fully mediated by situational similarity as derived from the participants' own descriptions has more than one possible explanation. Perhaps the result stems from methodological overlap; the open-ended descriptions on which the independent raters based their ratings also came from the participants. To assess this possibility, one would ideally like to compare these results to what one would find if the situations had been directly observed by independent raters. However, the participants' descriptions were generally straightforward descriptions of situational facts (e.g., taking a midterm, playing softball in the park) and might not have been described, at that level, much differently by others who were present. Moreover, as considered below, the research to allow such a comparison would confront daunting operational and ethical obstacles. For this initial effort, gaining insights into contexts of daily life required sacrificing the ability to observe situations directly.

A psychological, rather than methodological, explanation for the mediation effect is that while objective, or factual, features of a situation have important effects on behavior, those features are inevitably filtered through the perceptions of the person who experiences it (Reis, 2008). One can only react to what one perceives, regardless of what actually occurs. To be clear, while it is critically important to measure features of situations separately from features of persons (i.e., objectively), it seems obvious that a person's particular construal of a situation should be especially related to his or her behavior.

Limitations and Future Challenges

One of the challenges for future research on behavioral consistency and situational similarity as manifested in everyday life will be to gather data using methods that go beyond self-report. The present study gathered self-reported information about situations participants had recently experienced along with the participants' behaviors because it aimed to gather information from beyond the laboratory. Future studies might seek ratings of situations and behaviors from others who were present. Another way to move beyond self-report might be to utilize direct observational methods either by physically following participants around in their daily lives or by making sound and video recordings that are later coded for situational and behavioral information. Data gathering of this nature would be extremely time-consuming and expensive (even more so than the present study which took nearly two years to complete), as well as substantially more intrusive into the lives of participants and their acquaintances. Nonetheless, these possibilities merit further consideration (Furr, 2009).

A further challenge for the assessment of situations is to move beyond college student participants toward more representative samples drawn from the broader adult population. As noted in the results, approximately 33% of the situations gathered in this study were related to

the contexts of undergraduate student life (e.g. “in class”, “doing homework”). Although the major findings, that situational similarity and personality predict behavioral consistency, seem likely to generalize, future research on situational assessment, especially that which seeks to identify essential types of situations, will have to tackle the difficult issues involved with gathering data from participants other than students, in adult contexts of work and family life. Another useful future direction would be to expand situational research into different cultures. As noted above, the association between behavioral consistency and psychological adjustment was strong among self-identified Asian participants, notwithstanding prior suggestions that this association might be weaker or nonexistent (Church, 2009; Suh, 2002). But of course, all of the “Asian” participants in this study were in fact American college students—whether similar results would be found on the Asian continent is a worthwhile subject for further investigation.

The extension of situational assessment into a wider range of settings or cross-cultural contexts may require further revision of the item content of the RSQ, or perhaps the development, from the ground up, of entirely new sets of custom-designed items. For example, it is possible to envision items specifically written to assess work-related contexts, medical environments, or the everyday situations of childrearing and family life. Particular theoretical orientations towards the nature of situations, such as evolutionary psychology (e.g., Figueredo, Gladden, Vásquez, Wolf & Jones, 2009), might also inspire specialized item content, as might the goal to compare the contexts prevalent in different cultures. The RSQ was written to be as general as possible. However, we would encourage other investigators to put its content to the test in a wide variety of contexts, and to try their hand at writing their own items when useful. The “ultimate set” of situational descriptors may not be imminent but, as the present research demonstrates, such a set is not necessary in order to make research progress now.

Implications

The present findings have a number of implications for personality and social psychology. First, this study is to our knowledge the first to include comprehensive measures of all three elements of the personality triad – persons, behaviors, and situations (Funder, 2006). Indeed, with the introduction of the RSQ, Q-sort assessment devices are now available for all three. Common practice in previous research has been to examine just a few properties of persons, behaviors, or situations, or even just one. The inclusion of more comprehensive assessments allowed this study to illuminate how psychological properties of situations relate to individuals' behavioral consistency as well as how personality relates to behavioral consistency independently of the situations people experience.

Second, the present findings support a growing body of theoretical and empirical literature suggesting that within Western society—including, in our sample, among ethnically Asian participants—behavioral consistency appears to be a hallmark of mental health (Allport, 1955; Block, 1961; Donahue et al., 1993; Furr, 2000; Rogers, 1959; Sheldon, Ryan, Rawsthorne, & Illardi, 1997). The only Big Five marker with a substantial relationship was neuroticism, which is characterized by anxiety, fearfulness, and emotional instability, and this trait was negatively associated with behavioral consistency. The study also partially replicated Furr (2000), who utilized an ipsative approach to behavioral consistency within an experimental context and found a link between behavioral consistency and positive psychological functioning.

Finally, this study is the first to demonstrate a few of the many potential uses of a standardized taxonomy of situational characteristics, in this case the newly-developed RSQ. As noted in the introduction, researchers in personality and social psychology have lamented for nearly 40 years that no such taxonomy yet exists that can be applied to psychological research.

As demonstrated here, the RSQ provides one. Moreover, without this taxonomy, the present study would have been impossible. In the experimental context used by Furr and Funder (2004), situational similarity was relatively easy to manipulate and capture because all participants encountered the same small set of experimentally controlled situations. However, to capture the degree of similarity between two or more situations in real world contexts, it is necessary to measure and compare a wide range of psychological properties. Beyond the purposes for which the RSQ was employed in the present study, it has a large number of other potential uses including template-matching approaches (Bem & Funder, 1978), assessing the nature of experimental manipulations in a single study, comparing experimental manipulations across studies, categorizing types of situations in different cultures, examining individual differences in situation perception or construal, and evaluating person-situation fit in applied settings.

Conclusion

The present study has demonstrated that behavioral consistency in daily life, ipsatively measured, is strongly and positively related to situational similarity. Taken together with the experimental laboratory findings of Furr and Funder (2004) and other past research, these results make it plausible to conclude that there is a causal relationship such that increased situational similarity yields greater behavioral consistency. However, individual differences in behavioral consistency beyond those explained by situational similarity can also be predicted by personality. Thus, the degree to which an individual will perform the same behaviors at two different times, a few days apart, is largely a function of two things: the similarity between the two situations and the personality of the individual. Finally, this study demonstrates the potential for psychological understanding gained by having an instrument to measure the properties of situations.

References

- Ahadi, S., & Diener, E. (1989). Multiple determinants and effect size. *Journal of Personality and Social Psychology, 56*, 398-406.
- Allport, G.W. (1937). *Personality: A psychological interpretation*. Oxford, England: Holt.
- Allport, G.W. (1955). *Becoming: Basic considerations for a psychology of personality*. New Haven, CT: Yale University Press.
- Bandura, A. (1978). The self system in reciprocal determinism. *American Psychologist, 33*, 344-358.
- Bem, D.J., & Allen, A. (1974). On predicting some of the people some of the time: The search for cross-situational consistencies in behavior. *Psychological Review, 81*, 506-520.
- Bem, D.J., & Funder, D.C. (1978). Predicting more of the people more of the time: Assessing the personality of situations. *Psychological Review, 85*, 485-501.
- Block, J. (1961). Ego-identity, role variability, and adjustment. *Journal of Consulting and Clinical Psychology, 25*, 392-397.
- Block, J. (1978). *The Q-sort method in personality assessment and psychiatric research*. Palo Alto, CA: Consulting Psychologists Press. (Originally published 1961).
- Borkenau, P., Mauer, N., Riemann, R., Spinath, F.M., & Angleitner, A. (2004). Thin slices of behavior as cues of personality and intelligence. *Journal of Personality and Social Psychology, 86*, 599-614.
- Bowers, K.S. (1973). Situationism in psychology: An analysis and a critique. *Psychological Review, 80*, 307-336.
- Chaplin, W.F. (1991). The next generation of moderator research in personality psychology. *Journal of Personality, 59*, 143-178.

- Church, A. T. (2009). Prospects for an integrated trait and cultural psychology. *European Journal of Personality, 23*, 153-182.
- Cohen, J. (1994). The earth is round ($p < .05$). *American Psychologist, 49*, 997-1003.
- Donahue, E.M., Robins, R.W., Roberts, B.W., & John, O.P. (1993). The divided self: Concurrent and longitudinal effects of psychological adjustment and social roles on self-concept differentiation. *Journal of Personality and Social Psychology, 64*, 834-846
- Eaton, L.G., & Funder, D.C. (2005). The creation and consequences of the social world: An interactional analysis of extraversion. *European Journal of Personality, 17*, 375-395.
- Edwards, J. A., & Templeton, A. (2005). The structure of perceived qualities of situations. *European Journal of Social Psychology, 35*(6), 705-723.
- Endler, N. S., Hunt, J. M., & Rosenstein, A. J. (1962). An S-R inventory of anxiousness, *Psychological Monographs: General and Applied, 76*, 1-33.
- Epstein, S. (1979). The stability of behavior: I. On predicting most of the people much of the time. *Journal of Personality and Social Psychology, 37*(7), 1097-1126.
- Figueredo, A.J., Gladden, P.R., Vásquez, G., Wolf, P.S.A., Jones, D.N. (2009). Evolutionary theories of personality. In Corr, P.J., & Matthews, G., (Eds.), *Cambridge Handbook of Personality Psychology: Part IV. Biological Perspectives* (pp. 265-274). Cambridge, UK: Cambridge University.
- Fleeson, W. (2001). Toward a structure- and process-integrated view of personality: Traits as density distributions of states. *Journal of Personality and Social Psychology, 80*(6), 1011-1027.
- Fleeson, W. & Nofhle, E. E. (2008). Where does personality have its influence? A supermatrix of consistency concepts. *Journal of Personality, 76*(6), 1355-1385.

- Forgas, J. P. & Van Heck, G. L. (1992). The psychology of situations. In G. Caprara & G. L. Van Heck (Eds.) *Modern Personality Psychology: Critical Reviews and New Directions*. New York: Harvester Wheatsheaf.
- Fournier, M.A., Moskowitz, D.S., & Zuroff, D.C. (2008). Integrating dispositions, signatures, and the interpersonal domain. *Journal of Personality and Social Psychology, 94*, 531-545.
- Fournier, M.A., Moskowitz, D.S., & Zuroff, D.C. (2009). The interpersonal signature. *Journal of Research in Personality, 43*, 155-162.
- Frederiksen, N. (1972). Toward a taxonomy of situations. *American Psychologist, 27*(2), 114-123.
- Funder, D. C. (1983). Three issues in predicting more of the people: A reply to Mischel and Peake. *Psychological Review, 90*, 283-289.
- Funder, D. C. (2006). Toward a resolution of the personality triad: Persons, situations, and behaviors. *Journal of Research in Personality, 40*, 21-34.
- Funder, D.C. (2009). Naïve and obvious questions. *Perspectives on Psychological Science, 4*, 340-344.
- Funder, D. C. & Colvin, C. R. (1991). Explorations in behavioral consistency: Properties of persons, situations, and behaviors. *Journal of Personality and Social Psychology, 60*(5), 773-794.
- Funder, D. C., Furr, R. M., & Colvin, C. R. (2000). The Riverside Behavioral Q-sort: A tool for the description of social behavior. *Journal of Personality, 68*, 451-489.
- Funder, D. C. & Ozer, D. J. (1987). Behavior as a function of the situation. *Journal of Personality and Social Psychology, 44*, 107-112.

- Furnham, A. (1981). Personality and activity preference. *British Journal of Social Psychology*, 20, 57-68.
- Furr, R. M. (2000). *A person-centered approach to behavioral consistency: Situational effects and individual differences*. Unpublished doctoral dissertation, University of California, Riverside.
- Furr, R. M. (2008). A framework for profile similarity: Integrating similarity, normativeness, and distinctiveness. *Journal of Personality*, 76(5), 1267-1316.
- Furr, R. M. (2009). Personality psychology as a truly behavioural science. *European Journal of Personality*, 23, 369-401.
- Furr, R. M. & Funder, D. C. (2004). Situational similarity and behavioral consistency: Subjective, objective, variable-centered, and person-centered approaches. *Journal of Research in Personality*, 38, 421-447.
- Furr, R. M., Wagerman, S. A., & Funder, D. C. (2010). Personality as manifest in behavior: Direct behavioral observation using the revised Riverside Behavioral Q-Sort (RBQ-3.0). In C. R. Agnew, D. E. Carlston, W. G. Graziano, & J. R. Kelly (Eds.), *Then a miracle occurs: Focusing on behavior in social psychological theory and research* (pp. 186-204). New York: Oxford University Press.
- Ickes, W. Snyder, M. & Garcia, S. (1997). Personality influences on the choice of situations. In R. Hogan, J. Johnson & S. Briggs (Eds.), *Handbook of personality psychology* (pp. 165-195). San Diego: Academic Press.
- John, O. P. & Srivastava, S. (1999). The big five trait taxonomy: History, measurement, and theoretical perspectives. In Pervin, L. A. & John, O. P. (Eds.), *Handbook of personality: Theory and research* (2nd ed.) (pp. 102-139). New York: Guilford Press.

- Kelley, H. H., Holmes, J. G., Kerr, N. L., Reis, H. T., Rusbult, C. E., & van Lange, P. A. M. (2003). *An atlas of interpersonal situations*. New York: Cambridge University Press.
- Kelley, H. H. & Thibaut, J. W. (1978). *Interpersonal relations: A theory of interdependence*. New York: Wiley.
- Kenrick, D. T. & Funder, D. C. (1988). Profiting from controversy: Lessons from the person-situation debate. *American Psychologist*, *43*, 23-34.
- Krahe, B. (1986). Similar perceptions, similar reactions: An idiographic approach to cross-situational coherence. *Journal of Research in Personality*, *20*, 349-361.
- Lamiell, J. T. (1981). Toward an idiothetic psychology of personality. *American Psychologist*, *36*(3), 276-289.
- Leary, T. (1957). *Interpersonal diagnosis of personality*. Oxford, England: Ronald Press.
- Lord, C.G. (1982). Predicting behavioral consistency from an individual's perception of situational similarities. *Journal of Personality and Social Psychology*, *42*, 1076-1088.
- Magnusson, D. (1971). An analysis of situational dimensions. *Perceptual and Motor Skills*, *32*, 851-867.
- Markus, H.R., & Kitayama, S. (1998). The cultural psychology of personality. *Journal of Cross-cultural Psychology*, *29*, 63-87.
- Mischel, W., & Shoda, Y. (1995). A cognitive-affective system theory of personality: Reconceptualizing situations, dispositions, dynamics, and invariance in personality structure. *Psychological Review*, *102*, 246-268.
- Oishi, S. (2004). Personality in culture: A neo-Allportian view. *Journal of Research in Personality*, *38*, 68-74.

- Ozer, D. J. (1985). Correlation and the coefficient of determination. *Psychological Bulletin*, 97(2), 307-315.
- Ozer, D.J. (1986). *Consistency in personality: A methodological framework*. Berlin: Springer-Verlag.
- Ozer, D. J. (2007). Evaluation of effect size in personality research. In R. W. Robins, R. C. Fraley, & R. F. Kreuger (Eds.) *Handbook of research methods in personality psychology*, (pp. 495-501). New York: Guilford Press.
- Ozer, D.J., & Benet-Martínez, V. (2006). Personality and the prediction of consequential outcomes. *Annual Review of Psychology*, 57, 401-421.
- R Development Core Team. (2010). R: A language and environment for statistical computing [Computer software]. Vienna, Austria: R Foundation for Statistical Computing.
- Reis, H. T. (2008). Reinvigorating the concept of situation in social psychology, *Personality and Social Psychology Review*, 12(4), 311-329.
- Reis, H. T. (2009). Relationships are situations, and situations involve relationships. *Journal of Research in Personality*, 43(2), 266.
- Richard, F. D., Bond, C. F., Jr., & Stokes-Zoota, J. J. (2003). One hundred years of social psychology quantitatively described. *Review of General Psychology*, 7, 331-363.
- Roberts, B. W., Kuncel, N. R., Shiner, R., Caspi, A., & Goldberg, L. R. (2007). The power of personality: The comparative validity of personality traits, socioeconomic status, and cognitive ability for predicting important life outcomes. *Perspectives on Psychological Science*, 2(4), 313-345.

- Rogers, C. (1959). A theory of therapy, personality, and interpersonal relationships, as developed in the client-centered framework. In S. Koch (Ed.), *Psychology: A study of science: Vol.3. Formulations of the person and the science* (pp.184-256). New York: McGraw-Hill.
- Rosenthal, R. & Rosnow, R. L. (2008). *Essentials of behavioral research: Methods and data analysis (3rd ed.)*. New York: McGraw-Hill.
- Ross, L., & Nisbett, R.E. (1991). *The person and the situation: Perspectives of social psychology*. New York: McGraw-Hill.
- Segal, B. (1973). Sensation-seeking and anxiety: Assessment of response to specific stimulus situations. *Journal of Consulting and Clinical Psychology, 41*, 135-138.
- Sheldon, K.M., Ryan, R.M., Rawsthorne, L.J., & Illardi, B. (1997). Trait self and true self: Cross-role variation in the Big-Five personality traits and its relations with psychological authenticity and subjective well-being, *Journal of Personality and Social Psychology, 73*, 1380-1393.
- Sherman, R. A. & Funder, D. C. (2009). Evaluating correlations in studies of personality and behavior: Beyond the number of significant findings to be expected by chance. *Journal of Research in Personality, 43*(6), 1053-1063.
- Shoda, Y., Mischel, W., & Wright, J. C. (1993). The role of situational demands and cognitive competencies in behavior. *Journal of Personality and Social Psychology, 65*, 1023-1035.
- Shoda, Y., Mischel, W., & Wright, J. C. (1994). Intraindividual stability in the organization of patterning behavior: Incorporating psychological situations into the idiographic analysis of personality. *Journal of Personality and Social Psychology, 67*, 674-687.

- Shoda, Y. & Mischel, W. (1995). A cognitive-affective system theory of personality: Reconceptualizing situations, dispositions, dynamics, and invariance in personality structure. *Psychological Review*, *102*, 246-268.
- Smith, R. E., Shoda, Y., Cumming, S. P., & Smoll, F. L. (2009). Behavioral signatures at the ballpark: intraindividual consistency of adults' situation –behavior patterns and their interpersonal consequences.
- Snyder, M. & Gangestad, S. (1982). Choosing social situations: Two investigations of self-monitoring processes. *Journal of Personality and Social Psychology*, *43*, 123-135.
- Snyder, M. & Kendzierski, D. (1982). Choosing social situations: Investigating the origins of correspondence between attitudes and behavior. *Journal of Personality*, *50*, 280-295.
- Suh, E. M. (2002). Culture, identity consistency, and subjective well-being. *Journal of Personality and Social Psychology*, *83*, 595-607.
- Swann, W. (1987). Identity negotiation: Where two roads meet, *Journal of Personality and Social Psychology*, *53*, 1038-1051.
- Ten Berge, M. A. & De Raad, B. (1999). Taxonomies of situations from a trait psychological perspective. A review. *European Journal of Personality*, *13*, 337-360.
- Thibaut, J. W. & Kelley, H. H. (1959). *The Social Psychology of Groups*. New York: John Wiley.
- Van Heck, G.L. (1984). The construction of a general taxonomy of situations. In H. Bonarius, G.L. Van Heck, & N. Smid (Eds.), *Personality Psychology in Europe: Theoretical and Empirical Developments* (pp. 149-164). Lisse: Swets and Zeitlinger.

- Vansteelandt, K. & Van Mechelen, I. (2004). The personality triad in balance: Multidimensional individual differences in situation-behavior profiles. *Journal of Research in Personality, 38*, 367-393.
- Wagerman, S. A. & Funder, D. C. (2009). Situations. In P. J. Corr & G. Mathews (Eds.) *Cambridge Handbook of Personality*. Cambridge: Cambridge University Press.
- Watson, A. K. & Cheek, J. M. (1986). Shyness situations: Perspectives of a diverse sample of shy females. *Psychological Reports, 59*, 1040-1042.
- Woodworth, R. S. (1917). *Personal Data Sheet*. Chicago: Stoelting.
- Yang, Y., Read, S. J., & Miller, L. C. (2006). A taxonomy of situations from Chinese idioms. *Journal of Research in Personality, 40*(5), 750-778.

Author's Note

Ryne A. Sherman, University of California, Riverside; Christopher S. Nave, University of California, Riverside; David C. Funder, University of California, Riverside.

This research was supported by National Science Foundation grant BNS BCS-0642243, David C. Funder, Principal Investigator. Any opinions, findings, and conclusions or recommendations expressed in this article are those of the individual researchers and do not necessarily reflect the views of the National Science Foundation. The authors would like to thank R. Michael Furr for his invaluable comments regarding an earlier version of this manuscript, Daniel Ozer for extensive conversations regarding statistical analyses and analytic approaches, and the other members of the Riverside Accuracy Project (Esther Guillaume, Laura Naumann, Elysia Todd, and Jasenka Turkusic) for useful discussions; however, all errors and omissions remain our own. Statistical analyses were conducted and figures 1 and 2 were created using R (R Development Core Team, 2010).

Table 1.
Randomly Sampled Situations and Items Rated Most and Least Characteristic of the Situations.

Situation	<i>Extremely Characteristic (9)</i>	<i>Extremely Uncharacteristic (1)</i>
Playing games at a friend's apartment	03 - Talking permitted, invited, or expected 09 - Potentially enjoyable 72 - Raises power issues	08 - Uncertain/complex 78 - Others occupy various social roles 79 - P is pressured to conform
Yesterday at 9pm I was at home with my friends	24 - Involves competition 69 - Simple/clear-cut 70 - Allows expression of charm	08 - Uncertain/complex 33 - Potential undermining/sabotage 06 - Evokes lifestyle/political values
I was taking a midterm	07 - Can demonstrate intellectual capacity 62 - Allows expression of ambition 76 - Can be emotionally arousing	10 - Another is under threat 14 - Playful 32 - Evokes warmth/compassion
Playing softball at my local park with my sister and her friends	02 - Counted on to do something 03 - Talking permitted/invited/expected 09 - Potentially enjoyable	06 - Evokes lifestyle/political values 07 - Can demonstrate intellectual capacity 10 - Another is under threat
I went to my Entomology discussion.	47 - Includes intellectual stimuli 69 - Simple/clear-cut 77 - Allows for verbal fluency	10 - Another is under threat 16 - One is unhappy/suffering 66 - Can arouse feelings of self-pity
I just finished class and was walking back to the dorm with Diana	03 - Talking permitted/invited/expected 29 - Pos. or Neg. impression possible 45 - Close relationships present or could develop	10 - Another is under threat 33 - Potential undermining/sabotage 37 - Potentially threatening
I was watching TV	09 - Potentially enjoyable 51 - Is or potentially is humorous 67 - Opposite sex is present	10 - Another is under threat 11 - Is being criticized 42 - Could entail stress or trauma
Making dinner for me and my boyfriend	23 - A job needs to be done 49 - Allows for immediate gratification 53 - Includes sensuous stimuli	38 - Raises moral/ethical concerns 64 - Allows for sexual construal of stimuli 66 - Can arouse feelings of self-pity
Studying English Class by myself in my dorm room without my computer on, in the A&I residence hall	07 - Can demonstrate intellectual capacity 79 - P is pressured to conform 80 - Success requires cooperation	10 - Another is under threat 28 - Phys. attractiveness salient 70 - Allows expression of charm
I was just finishing my midterm for Psych 1	07 - Can demonstrate intellectual capacity 47 - Includes intellectual stimuli 69 - Simple/clear-cut	03 - Talking permitted, invited, or expected 14 - Playful 28 - Phys. attractiveness salient

Note. RSQ Item content is abbreviated. Situations were chosen randomly from the total sample of 810 situations. RSQ Item numbers are listed in front of the abbreviated content.

Table 2.

CAQ Correlates of Self-Reported Behavioral Consistency Controlling for Self-Reported and independently rated Situational Similarity (abbreviated)

## - CAQ Item	Combined	Female	Male
	N = 202	N = 104	N = 98
<i>Positive Correlates</i>			
07 – Favors conservative values	.21**	.28**	.16
84 – Is cheerful	.19**	.14	.24*
70 – Behaves in ethically consistent manner	.19**	.05	.30**
88 – Is personally charming	.15*	.13	.17
02 – Genuinely dependable person	.14*	.13	.18+
92 – Has social poise/presence	.14*	.21*	.08
33 – Calm; relaxed in manner	.13+	.16	.09
64 – Is socially perceptive	.13+	.09	.17+
93 – Behaves in gender consistent manner	.12+	.14	.12
03 – Has a wide range of interests	.12+	.13	.11
<i>Negative Correlates</i>			
45 – Brittle ego-defense system	-.19**	-.16	-.22*
61 – Creates/exploits dependency in others	-.18**	-.13	-.24*
22 – Feels lack of personal meaning in life	-.18*	-.07	-.30**
36 – Negativistic; Tends to undermine/sabotage	-.15*	-.19+	-.13
69 – Sensitive to anything that could be a demand	-.14*	-.12	-.16
55 – Self-defeating	-.14+	-.14	-.13
82 – Has fluctuating moods	-.13+	-.12	-.11
13 – Thin-skinned; Sensitive to criticism	-.12+	-.11	-.12
38 – Hostile towards others	-.12+	-.11	-.14
20 – Rapid personal tempo	-.12+	-.15	-.10
<i>Average Absolute r</i>	.07*	.08	.09+

Note. CAQ Item content abbreviated. ** $p < .01$, * $p < .05$, + $p < .10$. Female-Male vector correlation $r = .30$.

Table 3.
Self-Reported Big 5 Correlates of Behavioral Consistency

Big Five Factor	N	<i>r</i>	<i>LL</i>	<i>UL</i>
Extraversion	201	.04	-.10	.17
Agreeableness	202	.08	-.05	.22
Conscientiousness	202	.02	-.11	.16
Openness	200	-.01	-.15	.12
Neuroticism	202	-.20**	-.33	-.06

Note. ** $p < .01$. LL and UL are the lower and upper limits for the 95% confidence interval respectively.

Figure Captions

Figure 1. Scatter-plot and regression line predicting average behavioral consistency from average situational similarity.

Figure 2. Distribution of within-person correlations between situational similarity and behavioral consistency.

Figure 3. Mediation model showing that the relationship between situational similarity derived from independent raters' judgments of situational characteristics and behavioral consistency is nearly fully mediated by situational similarity derived from the participants' judgments.

Figure 1.

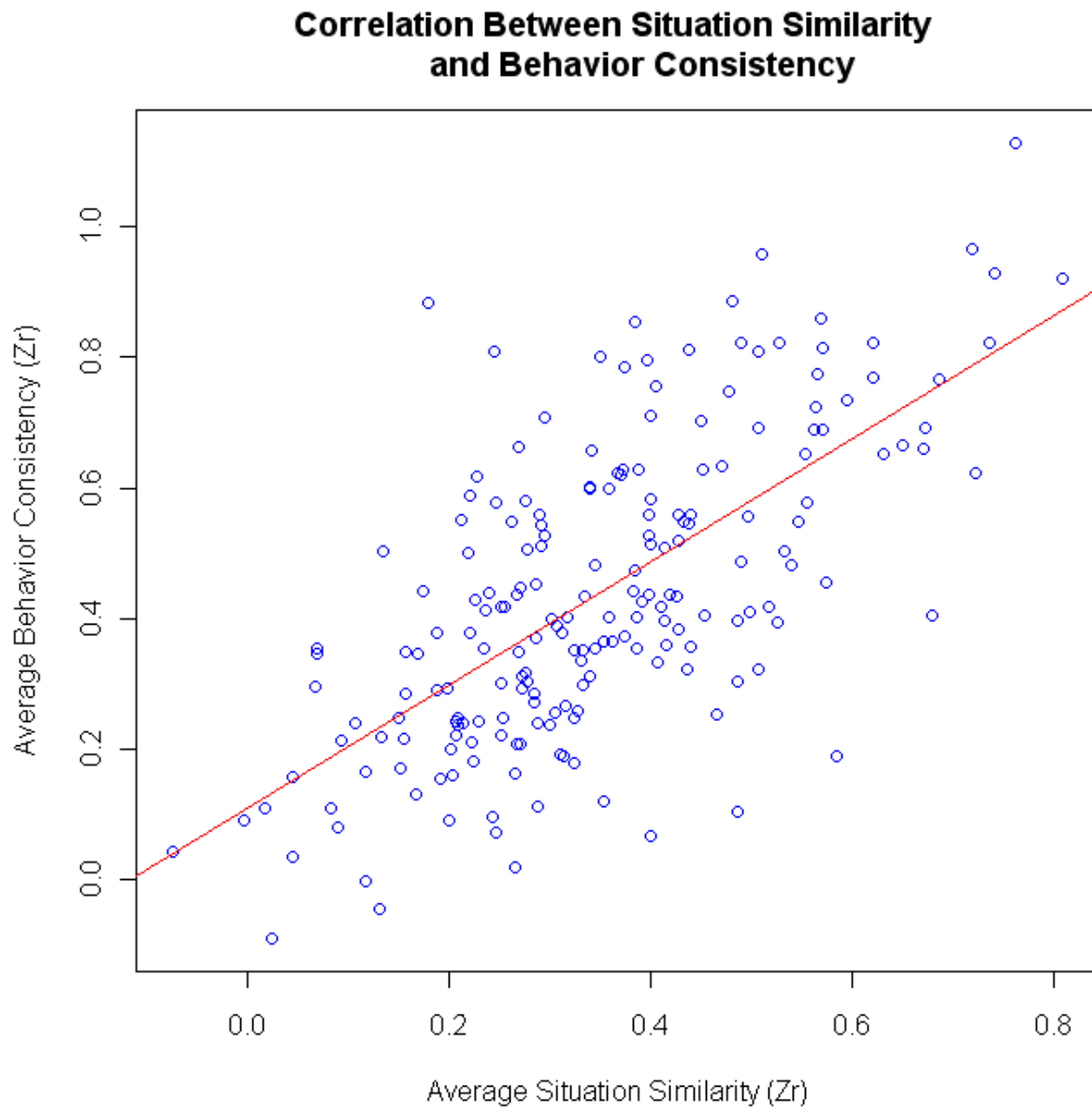


Figure 2.

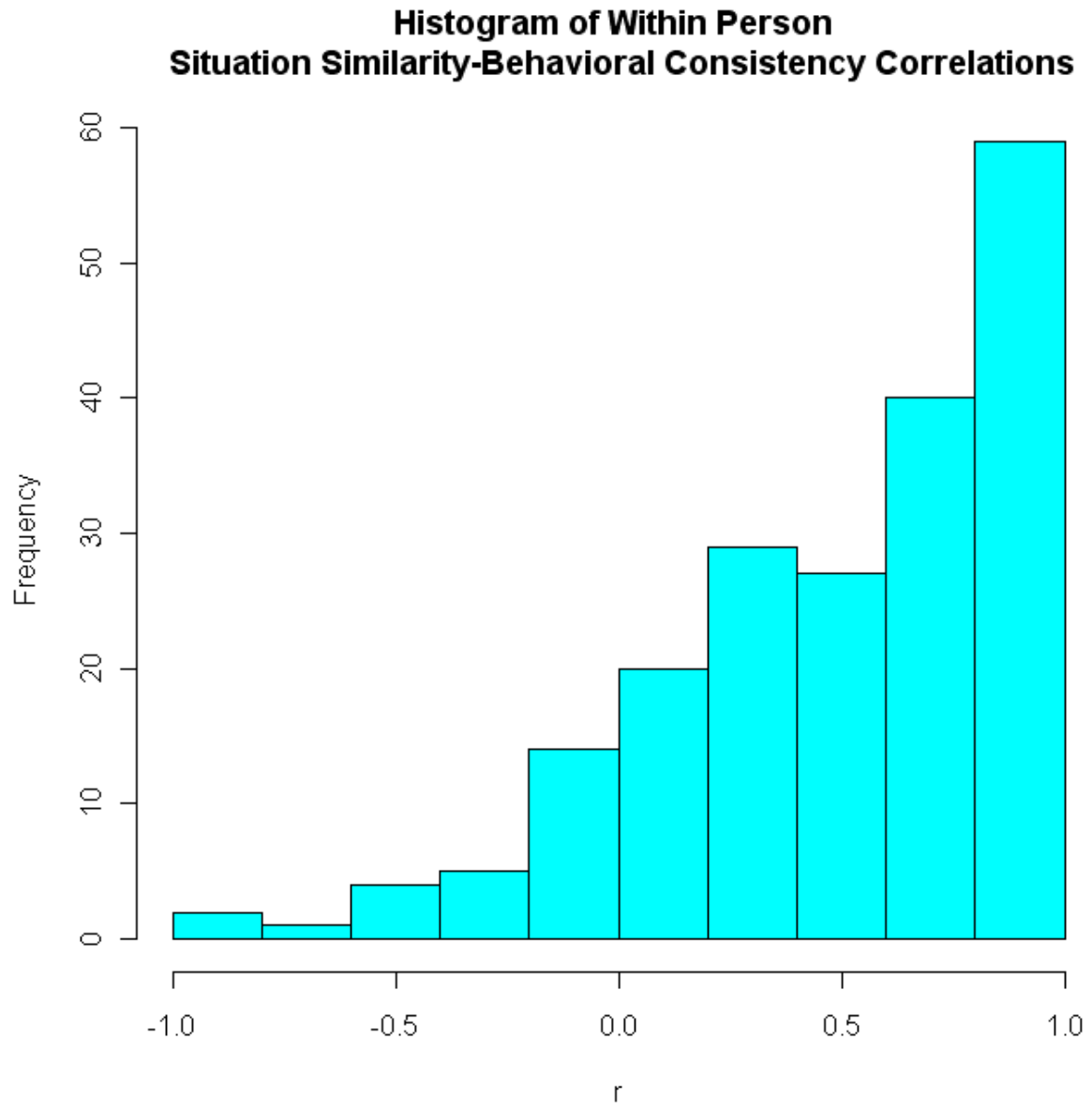
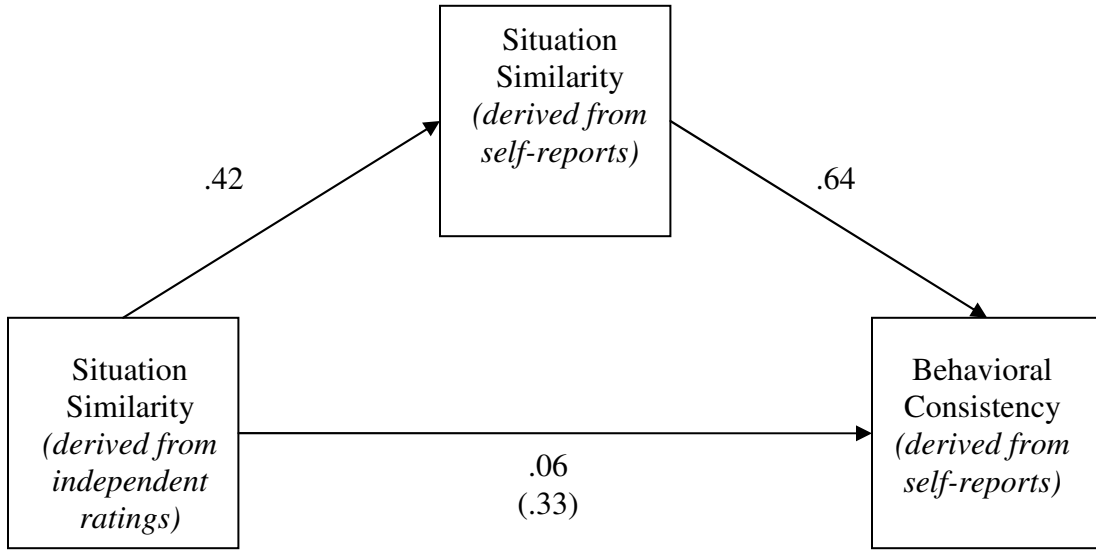


Figure 3.



Footnotes

¹ The characteristics in quotes, as well as those mentioned near the end of the preceding paragraph, are included in the more comprehensive measure of situational properties introduced later in this article.

² For more thorough discussions of the varieties of behavioral consistency see Fleeson and Nofle (2008) and Ozer (1986).

³ The conceptual independence of ipsative and rank-order consistency does not necessarily mean the two are empirically unrelated. It just means there is no *necessary*, mathematically compelled relation between the two.

⁴ Furr and Funder used the term person-centered rather than ipsative in their paper and we consider the terms inter-changeable in this context.

⁵ Some theory and research suggests that within Eastern, collectivist cultures, consistency is not associated with psychological adjustment (e.g., Church 2009; Suh, 2002; see also Markus & Kitayama, 1998).

⁶ These laboratory experiments were described by Furr and Funder (2004), but the specific results described here only appeared in Furr (2000).

⁷ Because each participant completed four visits and four times were used, the time x visit effects were completely confounded within participants. To counteract this, a modified Latin-square design was used such that approximately 1/4th of the participants completed the study using each of the following time sequences: 10am-2pm-5pm-9pm; 2pm-5pm-9pm-10am; 5pm-9pm-10am-2pm; 9pm-10am-2pm-5pm.

⁸ Go to <http://rap.ucr.edu/qsorter/> for more information about this program and a free, downloadable copy. This website also includes complete lists of the CAQ, RSQ, and RBQ items used in the present study.

⁹ All analyses were performed using r-to-Z transformations where appropriate; however, we report the back-transformed *rs*.

¹⁰ To get an even better feel for how the RSQ describes situations, we invite the reader to go to <http://rap.ucr.edu/qsorter/> and to download the Q-sorter program, the RSQ deck, and the instructions file. Then think of a situation you recently experienced and try sorting it yourself.

¹¹ This within person analysis was only conducted using the participant-reported RSQ ratings because the procedure for gathering independent ratings included a number of instances of the same rater assessing situations from the same participant. Therefore, an analysis using independently rated RSQ descriptions would confound individual rater biases with similarity effects in an indiscernible manner.